


DIYnamics LEGO to Technics Table Upgrade Parts List

This document lists the LEGO Components necessary to upgrade from the DIYnamics LEGO to Technics Table. Prices and links reflect time of writing (September 1st, 2020). The Estimated Times of Arrival (ETA) below reflect time to ship to Los Angeles, California.

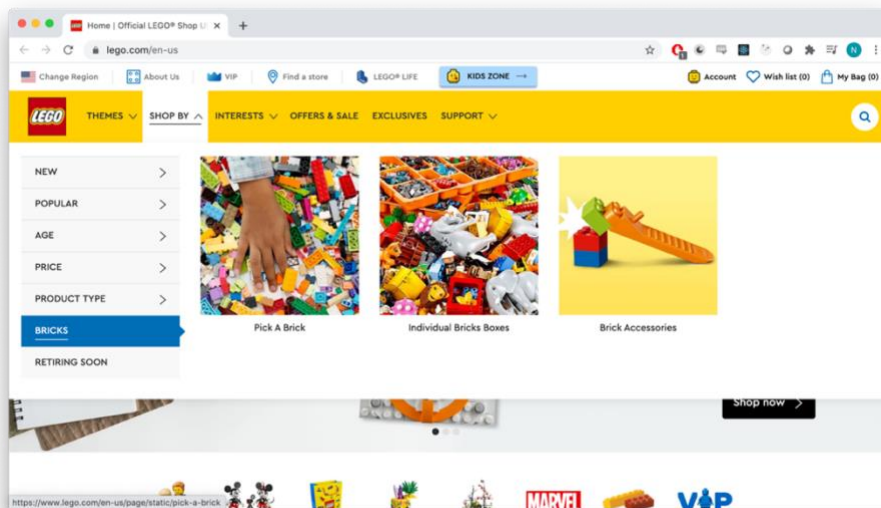
LEGO Components

Picture	Part Name	Link and ETA	Quantity
	LEGO® Classic Green Baseplate	https://tinyurl.com/legogreenbaseplate (ETA <1 week)	1 (\$7.99 each)
Subtotal Cost			\$7.99

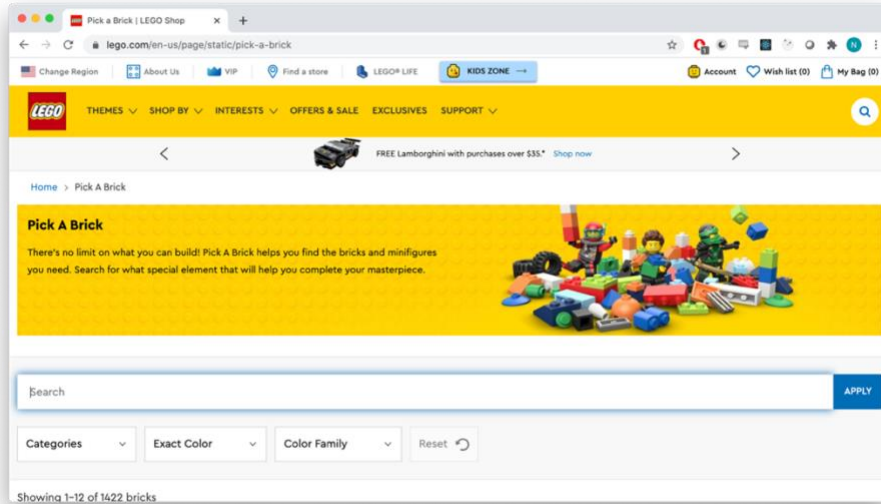
Note that Pick-a-Brick parts have an ETA of approximately 4-6 weeks.

To purchase individual bricks from Pick-a-Brick:






- Go to the Pick-a-Brick section of the <https://lego.com/> website



- Scroll down to the 'Search' box and input the following Design ID codes



- Select parts and their quantity using the 'Pick' box

Picture	Part Name	Design ID	Quantity
	Brick 2x2	3003	4 (\$0.14 each)
	Plate 1x8	3460	4 (\$0.17 each)
	Plate 2x4	3020	2 (\$0.14 each)
	Plate 6x16	3027	2 (\$1.52 each)
	Technic Brick 1x2, Ø4.9	3700	4 (\$0.10 each)

	Technic Brick 1X4, Ø4,9	3701	10 (\$0.17 each)
	Technic Brick 1X6, Ø4,9	3894	1 (\$0.29 each)
	Technic Brick 1X14, Ø4,9	32018	4 (\$0.50 each)
	Technic 3M Beam	32523	6 (\$0.09 each)
	Technic 15M Beam	64871	3 (\$0.33 each)
	Connector Peg W. Friction	2780	41 (\$0.06 each)
Subtotal Cost			\$12.94

LEGO Components total cost: \$20.93